



DESIGN AND ANALYSIS OF HYDRAULIC MINI PRESS MACHINE

Gajanan Chavan

Department Of Mechanical Engineering & TGPCET

Prof.Gaurav Nagdeve

Department Of Mechanical Engineering & TGPCET

Abstract - This project presents the design, development, and analysis of a hydraulic small press machine. The project's main goal is to create a small, functional, and reasonably priced hydraulic press that can be used for a variety of tasks, including pressing, shaping, and assembling small work pieces. With the use of hydraulic power and Pascal's Law, the machine can produce large forces with little input. Choosing the right materials, parts, and sizes for hydraulic systems such as pumps, cylinders, and valves are all part of the design process. With a pump power consumption of roughly 1.167 kW, the machine's hydraulic system is intended to function at a pressure of 70 MPa and generate a force of 70 kN. To ensure safety and efficiency, a number of essential parts are chosen and examined for best performance, including the frame, hydraulic cylinder, piston, pump, and control valves. Because of its modest size, the machine is designed for research, educational displays, and small-scale industrial applications. The project also includes a thorough examination of the machine's power needs, force production, and operating parameters. To guarantee safe operation, safety features including emergency stop systems and pressure relief valves are included. The goal of this work is to present a prototype design that may be further refined for a range of industrial uses requiring small hydraulic presses.

This study advances the field of hydraulic machinery design by providing an effective solution for small-scale pressing operations by fusing theoretical design calculations with real-world insights

Key Words: Hydraulic Press Machine, Press tool, Solid works, drafting of machine, manufacturing tool, CAD, Design of Machine, CAE.

1.INTRODUCTION

Hydraulic press machines are the result of compact designs that require tremendous force, efficiency, and precision. Based on the basic ideas of hydraulics, hydraulic presses generate force and motion through the use of liquid pressure. They are extensively employed in manufacturing, industrial, and laboratory settings. The Hydraulic Mini Press Machine is a modification of conventional hydraulic presses that is intended to deliver a substantial force output in a more compact and smaller form factor. Small-scale pressing processes like bending, shaping, punching, and pressing components are crucial for producing precision parts in a variety of industries, particularly in the automotive, electronics, and prototyping sectors. For these uses, miniature hydraulic presses are the perfect answer since they combine the advantages of hydraulic force transmission with a smaller footprint. An effective and

economical choice for small-scale activities, a well-designed hydraulic micro press may deliver significant force with little power usage. Pascal's Law, which states that pressure applied to a confined fluid is transferred undiminished throughout the fluid in all directions, allows a hydraulic press to generate a significant output force from a very small input force. The machine usually consists of a hydraulic pump, cylinders, valves, frame, and a control system, all of which work together to transmit pressure and force, converting hydraulic energy into mechanical work. The design and study of a hydraulic micro press machine is the major goal of this project, which aims to maximise performance, guarantee safety, and keep costs down for real-world industrial application. To guarantee dependable and seamless functioning, the design incorporates safety features, calculates the necessary forces and power, and carefully chooses materials and components. The machine is made to be small enough for simple installation and usage in a variety of small-scale manufacturing settings, and the hydraulic system is precisely proportioned to produce the required force output. The system's analysis includes a thorough examination of the forces at play, the hydraulic system's fluid dynamics, the pump's power needs, and the choice of materials for important parts to guarantee longevity and effectiveness. Furthermore, the design process incorporates safety considerations including emergency stop devices, pressure relief valves, and fluid leak protection.

By combining efficiency, accuracy, and safety in a small package, the project's ultimate goal is to create a hydraulic mini press machine prototype that provides solutions for small-scale production, educational demonstrations, and research applications. This paper advances hydraulic press technologies by offering insightful information about the use of hydraulic systems in small-scale industrial gear.

2. Objective

The creation of a small, effective, and useful hydraulic press that can carry out precise tasks in small-scale applications is the main goal of the Design and Analysis of Hydraulic Mini Press Machine project. These goals direct the machine's development, guaranteeing that it satisfies the necessary performance requirements while tackling real-world design, safety, and cost-effectiveness issues. The following is a summary of the project's specific goals:

- Design a Compact and Functional Hydraulic Mini Press Machine

- Determine the Required Force and Power Specifications

- Material Selection and Component Sizing

- Optimize Fluid Dynamics for Efficiency

- Develop a Reliable Safety Mechanism

- Implement a User-Friendly Control System

- Prototype Development and Performance Testing

- Analyze Operational Efficiency and Cost-Effectiveness

3. METHODOLOGY

Design Calculations and Force Requirements

The hydraulic cylinder capacity is the sole determinant of the machine's tonnage or capacity. The key element that generates the force needed to carry out the various press machine operations is the hydraulic cylinder.

Machine Capacity Calculation

Calculation of Cylinder Capacity

$$F = P \times A$$

Where, F= Forced Developed

P- Pressure of hydraulic system

A- Effective Area

To calculate area

$$A = \pi r^2$$

Where, r- radius of piston

$$A = 0.19625 \text{ m}^2$$

And the pressure is

$$P = 35 \text{ bar}$$

$$P = 3500000 \text{ pa}$$

$$F = P \times A$$

$$F = 3500000 \times 0.19625$$

$$F = 686875.2 \text{ N}$$

$$F = 686875.2 / 9810 \text{ tons}$$

$$F = 70.017 \text{ tons}$$

Force calculations are crucial to ensuring the press is operational and ready to carry out the necessary tasks. For tasks like cutting or punching, the force needed is established by:

Material Strength: The processed material's tensile strength.

Material Thickness: Greater force is needed for thicker materials.

Die and Punch Geometry: The required force is determined by the size and shape of the die and punch. For instance, for punching, the force can be estimated using:

$$F = P \times A$$

For Example,

If we have to cut stainless steel, then we have to consider the value of shear strength of stainless steel which is 320 mpa. Additionally, 78.5 mm² would be the space with a 10 mm diameter.

$$F = 320 \text{ mpa} \times 78.5 \text{ mm}^2$$

$$F = 25120 \text{ N}$$

$$F = 25120 / 9810 \text{ bar}$$

$$F = 2.56 \text{ tons}$$

Where:

F is the force required.

P is the shear strength of the material.

A is the area of the punch (diameter of the hole \times thickness).

According the machine capacity, the cutting capacity required to cut the punch hole is 2.56 ton and the total capacity of the machine according to our calculation is 70 tons. Therefore, the cutting operation can be perform very well.

CAD MODELLING

A crucial stage in the creation of mechanical systems is computer-aided design, or CAD. The parts and final assembly of a small hydraulic press machine were designed and visualised for this project using CAD modelling. Prior to actual manufacture, the 3D model helps with understanding fitting, part interaction, spatial linkages, and general ergonomics. In designing of mini press various module of solid works are used:

Sketching

Solid Modelling

Assembly Modelling

Drafting Modelling

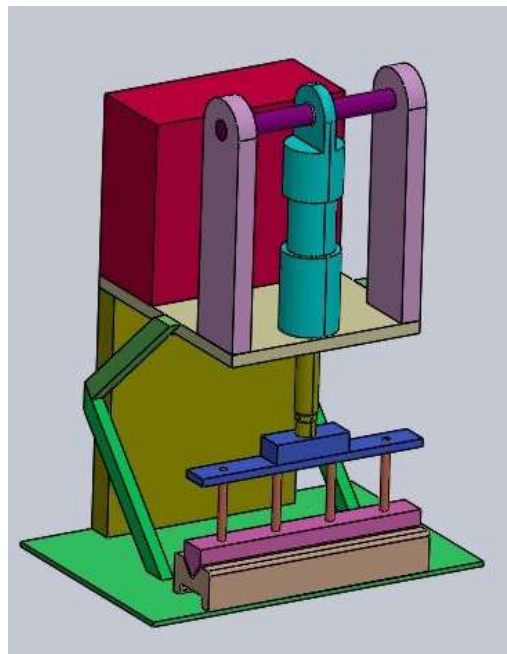


Fig. 1 Assembly of Mini Hydraulic press Machine

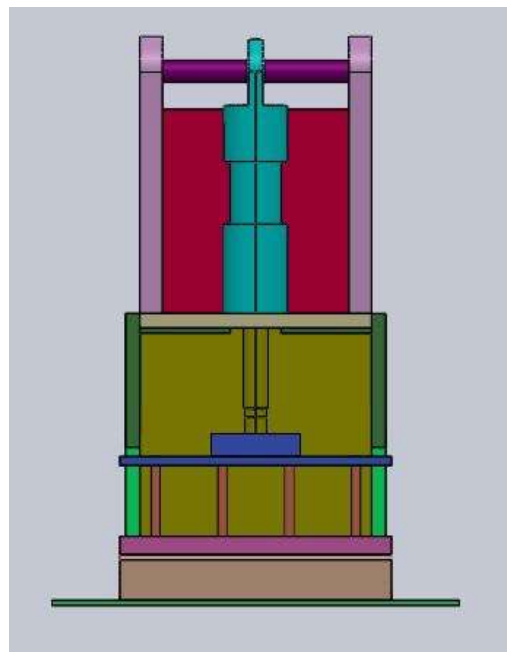


Fig. 2. Assembly Front View of Mini Hydraulic press Machine

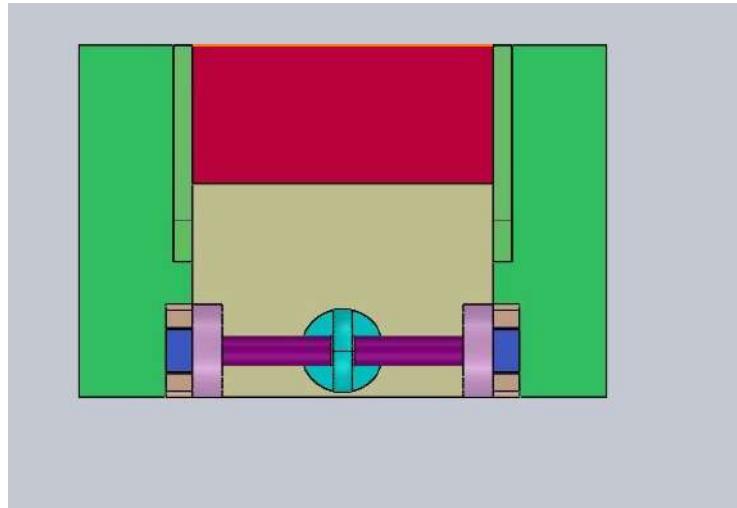


Fig. 3. Assembly Top View of Mini Hydraulic press Machine

Drafting is a tool which is used in drawing of the views of the machine that will be used for the manufacturing of the machine. In drafting, the detail dimensions is given that can be very useful for the manufacturing.

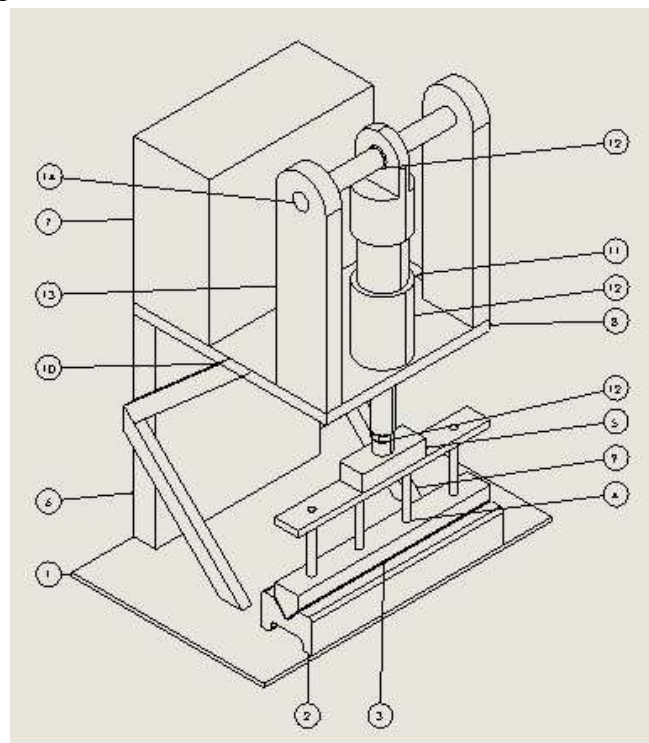


Fig. 4. Drafting Assembly View With Balloning of Mini Hydraulic press Machine

Analyze results: von Mises stress, deformation, safety factor.

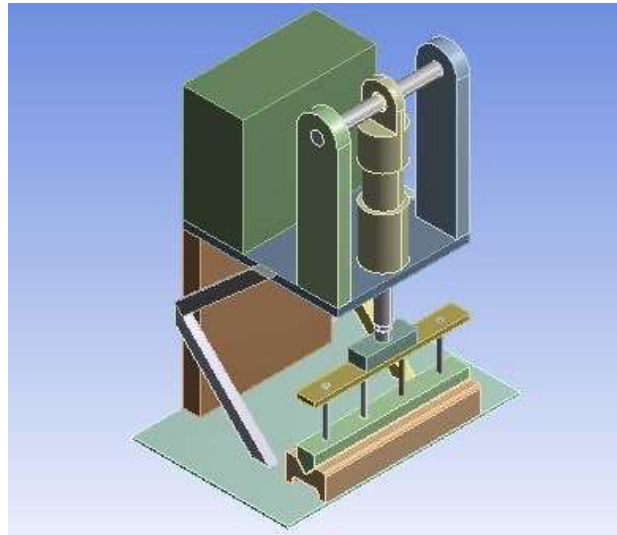


Fig. 7. Model

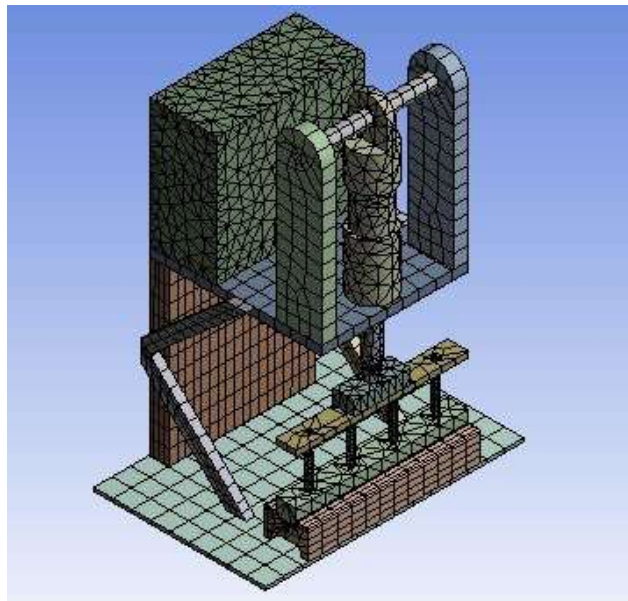


Fig. 8. Mesh Model

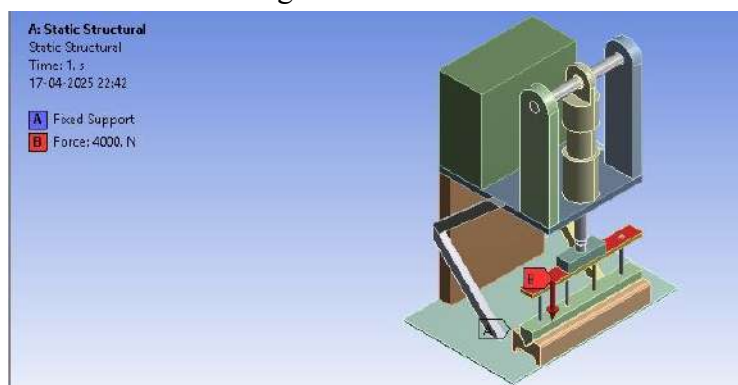


Fig. 9. Boundary Condition

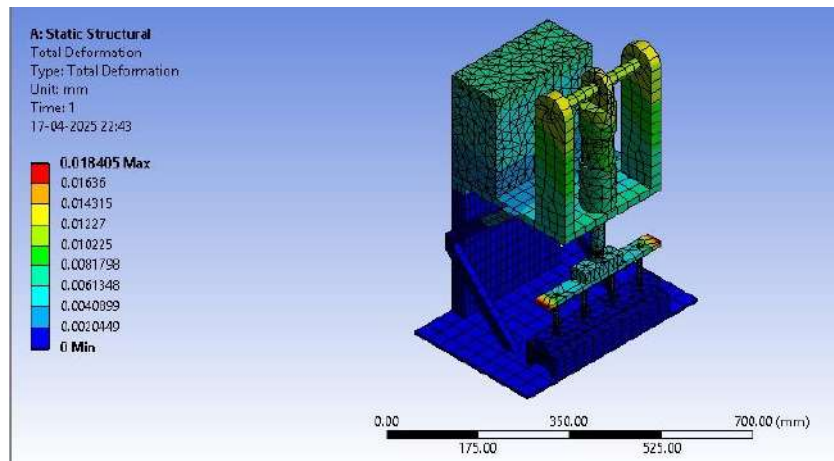


Fig. 10. Total Deformation





Fig. 11. Equivalent Stress



4. CONCLUSIONS

In this research, a mini hydraulic press machine was successfully designed and analyzed to meet the requirements of compactness, strength, and functionality for small-scale industrial and workshop applications. The CAD modelling process facilitated the precise development of all key components, ensuring accurate fitment and proper load distribution in the overall assembly. Structural analysis using finite element methods confirmed that the press can safely

withstand the designed load of up to 70 tons without experiencing failure or significant deformation.

The maximum stress of 25.02 MPa, as shown by the simulation findings, is far less than the material's yield strength, which is normally 250 MPa for mild steel. The design is extremely robust and well within safe operating limits, as evidenced by the computed factor of safety (FOS), which was 9.92. Furthermore, there was very little deflection during operation and outstanding structural rigidity, as seen by the total deformation of only 0.018 mm.

These results demonstrate that the small hydraulic press is over engineered for its intended use, structurally robust, and able to resist applied loads with a significant margin of safety. The design works well for jobs like punching, shaping, and pressing in small workplaces or classrooms.

REFERENCES

- L.Adnan Sherif¹ & Mohammed Sameer Baig², “Mini Hydraulic Press Machine”, Asian Journal of Applied Science and Technology (AJAST), Volume 3, Issue 3, Pages 90-95, July-September 2019.
- ASIM M.KAMATE, Prof. (Dr.) J.S. BAGI, “ Design, Development and Analysis of A 20 Ton Hydraulic Press”, (IJTR) INTERNATIONAL JOURNAL OF INNOVATIVE TECHNOLOGY AND RESEARCH Volume No.4, Issue No.1, December - January 2016, 2560 – 2563.
- Nawale Sagar, Patil More Tejas, Gavande Ajinkya, Mistry Girish, Vidyasagar Gavali, Chandrashekhar K. Patil, “STUDY OF DESIGN OF COMPACT HYDRAULIC PRESS MACHINE FOR ROCK DRILL COMPONENTS, International Journal of Advanced Technology in Engineering and Science, Vol No.4, Issue No.03, March 2016.
- Hiren Patel, Vraj Patel, Gaurang Patel, Devang Patel, Kalpesh Parekh, “DESIGN & ANALYSIS OF POWER PRESS MACHINE FRAME,” International Research Journal of Modernization in Engineering Technology and Science Volume:02/Issue:07/July-2020.
- Bhushan V.Golechha, Prashant S. Kulkarni, “DESIGN, ANALYSIS AND OPTIMAZATION OF 10 TON PNEUMATIC PRESS MACHINE: A REVIEW”, IJARIE-ISSN(O)-2395-4396, Vol-3 Issue-1 2017.
- Prof. Nandakishor D. Bankar, 2Mr. Mahesh B. Shinde, “Design and Development of Hydraulic Press Machine”, International Journal of Modern Engineering Research (IJMER).
- Santoshkumar S. Malipatil, Prof. Yogita N. Potdar, Prof. A. C. Mattikalli, “ANALYSIS AND STRUCTURAL OPTIMIZATION OF 5 TON H-FRAME HYDRAULIC PRESS”, IJSET - International Journal of Innovative Science, Engineering & Technology, Vol. 1 Issue 5, July 2014.
- S. Raja Shekar, A. C. Uma Maheshwar Rao, “Design and Structural Analysis of a 1000 Ton Hydraulic Press Frame Structure”, International Journal of Research in Engineering, Science and Management Volume-1, Issue-10, October-2018.
- Viraj B.Ghangale, “Design & Analysis of 20 Ton Hydraulic Press Machine for Flaring Operation”, International Journal of Research Publication and Reviews, Vol (1) Issue (7) (2020) Page 1-5.

- Prof. Sunil Kumar, Prof. Londhe Pradip Gangadhar, Shaikh Fardin Jamal, Gore Tejas Mulidhar, Tipare Ajay Rajesh, Dahatonde Kiran Suresh, Badadale Ganesh Ramesh, “WORKING MODEL OF MINI HYDRAULIC PRESS MACHINE”, *International Research Journal of Modernization in Engineering Technology and Science*, Volume:05/Issue:04/April-2023..
- Mr. M. Balaji, B. Nithin Kumar, N. Tejeswara Rao, J. Veera Narayana, P. Venkat Charan, D. Gowtham, “Structural Design and Analysis of 100 Ton Hydraulic press,” *International Research Journal of Engineering and Technology (IRJET)*, Volume: 11 Issue: 04 | Apr 2024..
- Nivedita V. Bansode, Kiran More, “DESIGN AND DEVELOPMENT OF MANUAL HYDRAULIC PRESS”, *Journal of Emerging Technologies and Innovative Research (JETIR)*, June 2019, Volume 6, Issue 6.
- David Paul M, Collin S, Amith A, Sirish Kumar, Manjunatha L.H, “DESIGN AND FABRICATION OF HYDRAULIC PRESS”, *Journal of Emerging Technologies and Innovative Research (JETIR)*, May 2019, Volume 6, Issue 5.
- Ganesh M Mudennavar, Gireesha Chalageri, Prashant A. Patil, “Design and Analysis of 12 Ton Hydraulic Pressing Machine”, *International Journal of Scientific Development and Research (IJS DR)*, August 2018 *IJS DR* | Volume 3, Issue 8..
- Mr. N Lakshmi Puthra, Mrs. Bhavani, Mr. Manoj T. M, Mr. Venkatesh S, Gowri Shankar T P, “Design and Fabrication of Mini Hydraulic Press”, *International Journal of Advanced Research in Science, Communication and Technology (IJARSCT)*, Volume 3, Issue 2, August 2023.